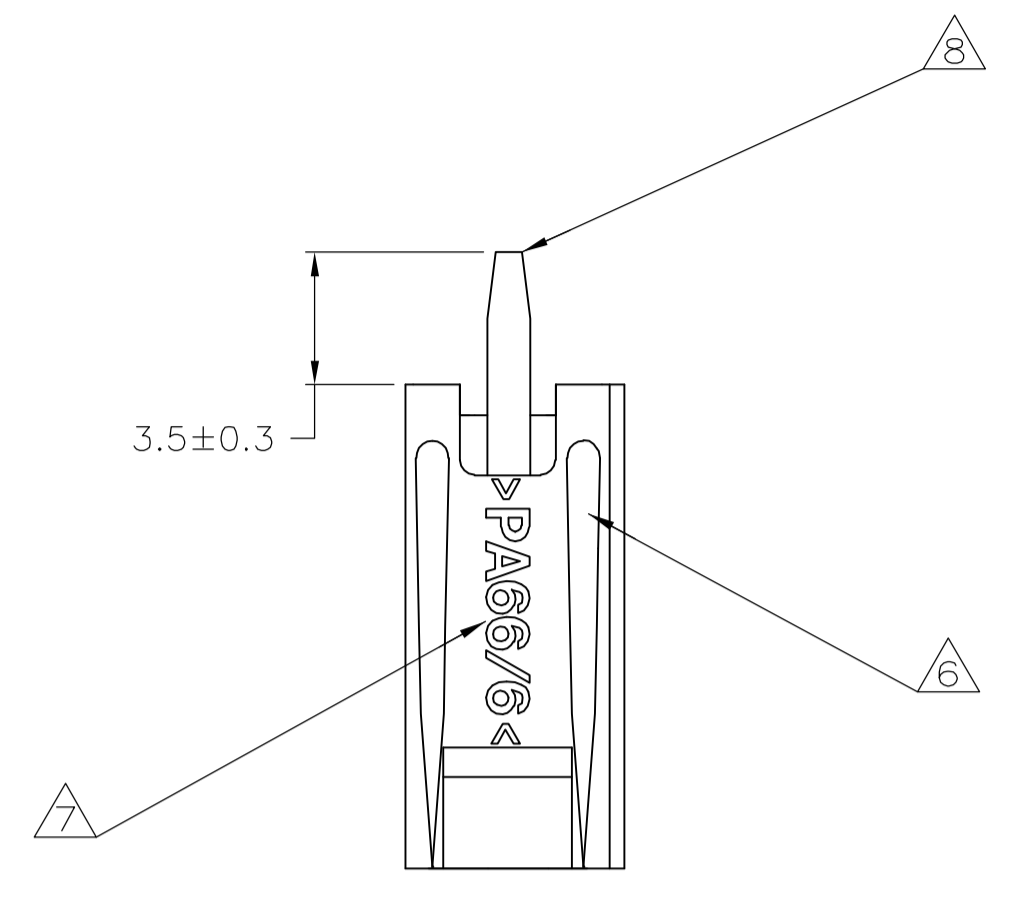
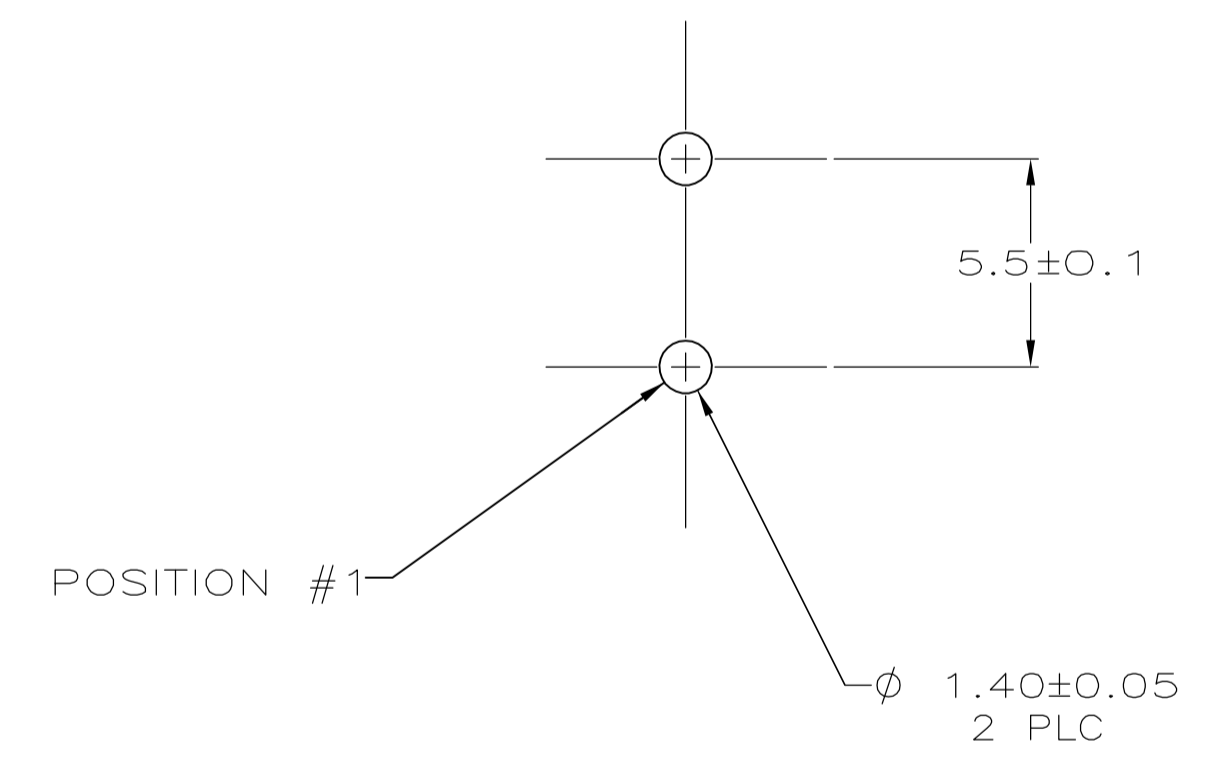
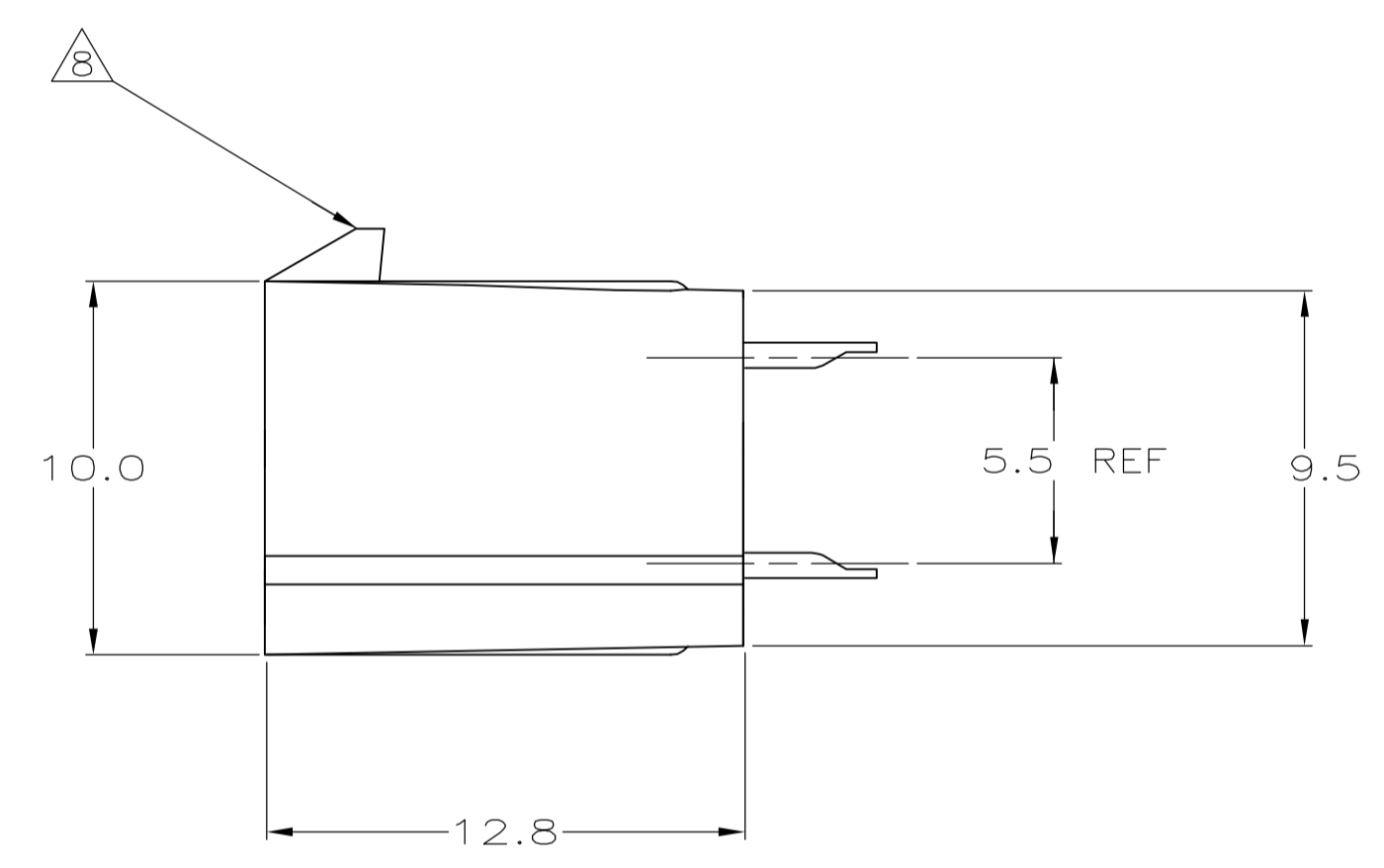
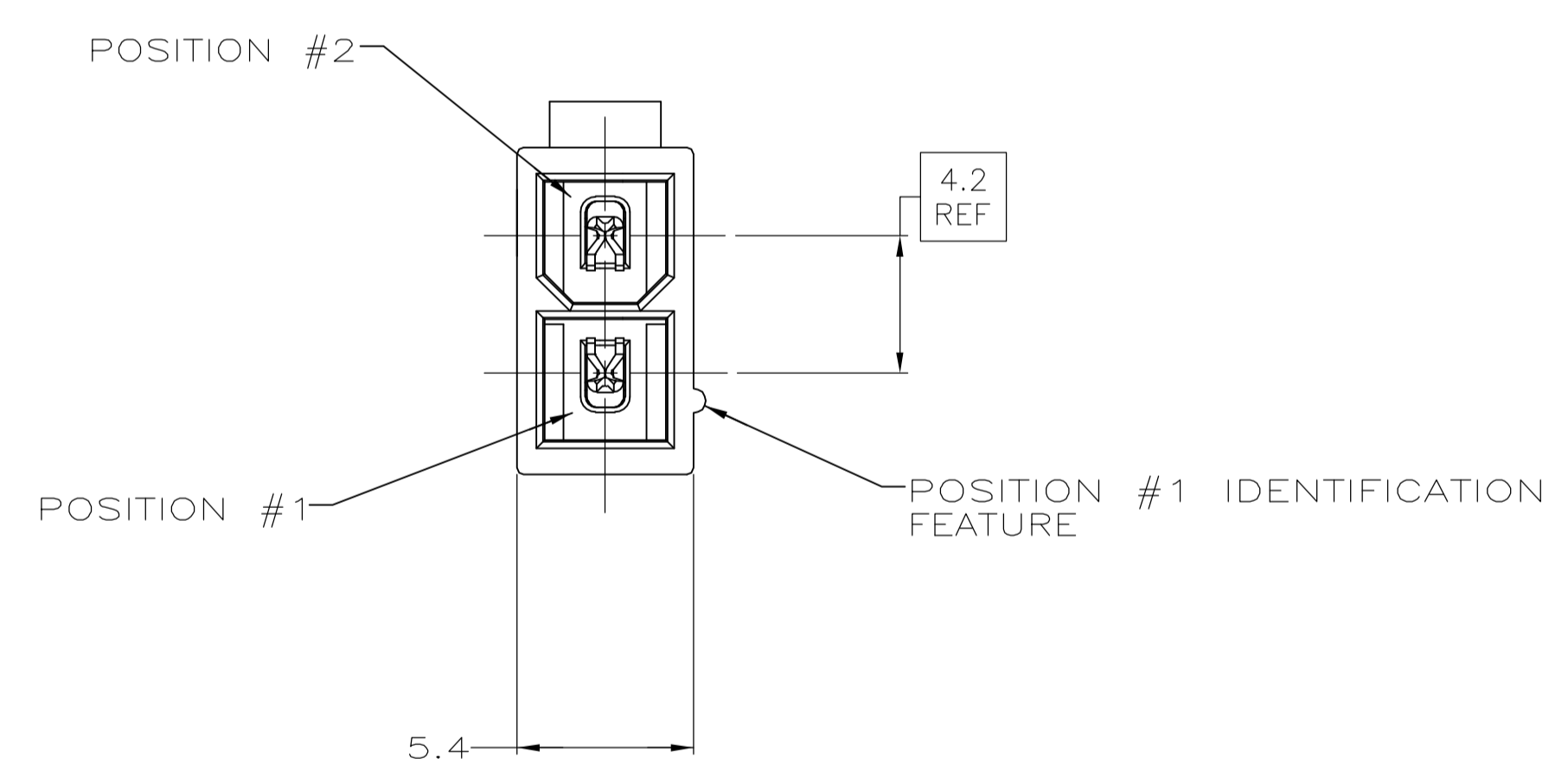


LOC		DIST		REVISIONS			
P	LTR	DESCRIPTION	DATE	DWN	APVD		
B		REVISED PER ECO-06-014732	13NOV06	KW	DC		



- △ MATERIAL:
HOUSING: NYLON, UL94V-0 (COLOR - NATURAL, COLOR OF PARTS MAY VARY).
CONTACTS: 0.25 THK COPPER ALLOY.
- △ CONTACT FINISH: 0.003 MIN THK TIN-LEAD OVER 0.00127 MIN THK NICKEL OVER ENTIRE CONTACT.
- △ CONTACT FINISH: 0.00076 MIN THK GOLD PLATE ON PIN MATING SURFACE, 0.003 MIN THK TIN-LEAD PLATE ON SOLDER TAIL, ALL OVER 0.00127 MIN THK NICKEL BASE PLATE.
- 4. SOLDER TAIL MEETS AMP SOLDERABILITY SPECIFICATION 109-11-2.
- 5. MATES WITH SIMILARLY PLATED AMP-DUAC™ POWER CONNECTOR RECEPTACLE HOUSINGS/SOCKET CONTACTS.
- △ RIBS ON FOUR CORNERS OPTIONAL.
- △ AMP LOGO AND MATERIAL ID MAY BE LOCATED ON EITHER LONG SIDE OF PART.
- △ SIZE, SHAPE OR STYLE OF THIS FEATURE MAY VARY.
- △ CONTACT FINISH: 0.003 MIN THK TIN OVER 0.00127 MIN THK NICKEL OVER ENTIRE CONTACT.
- △ CONTACT FINISH: 0.00076 MIN THK GOLD PLATE ON PIN MATING SURFACE, 0.003 MIN THK TIN PLATE ON SOLDER TAIL, ALL OVER 0.00127 MIN THK NICKEL BASE PLATE.



RECOMMENDED MOUNTING HOLE PATTERN
 FOR 1.78 MAX THICK P.C. BOARD
 COMPONENT SIDE SHOWN

SUPERSEDED BY 1-794543-2
 SUPERSEDED BY 1-794543-1

METRIC

△1	△10	△1	△1	1-794543-2
△1	△9	△1	△1	1-794543-1
△1	△3	△1	△1	794543-2
△1	△2	△1	△1	794543-1
CONTACT		HOUSING		
MATERIAL	FINISH	MATERIAL	COLOR	PART NO
THIS DRAWING IS A CONTROLLED DOCUMENT.		DWN A.HOLT 12 OCT 99 CHK C.CASH 12 OCT 99 APVD C.CASH 12 OCT 99 Tyco Electronics Corporation Harrisburg, Pa 17105-3608		
DIMENSIONS: mm		TOLERANCES UNLESS OTHERWISE SPECIFIED: 0 PLC ± - 1 PLC ± 0.2 2 PLC ± 0.13 3 PLC ± - 4 PLC ± - ANGLES ± 0.30°		
MATERIAL SEE TABLE		FINISH SEE TABLE WEIGHT - SIZE A1 CAGE CODE DRAWING NO 00779 CUSTOMER DRAWING		
		NAME ASSEMBLY, HEADER, VERTICAL, 2 POSITION, W/O PEGS, W/DRAIN HOLES, 94V-0, AMP-DUAC(TM) SCALE 5:1 SHEET 1 OF 1 REV B		